

2010

COURSE SCHEDULE



Implant Smile Center

Your Surgical Link
in the Treatment Plan

Implant Success for Denturists



Dr. Robert E. Leigh, B.Sc., D.D.S., D.I.C.O.I. Westlock, Alberta, Canada

OVERVIEW:

Dr. Leigh has been in the practice of Implant Dentistry for more than 27 years, and has been practicing Dentistry for over thirty years. He is recognized as one of Canada's leading and most experienced practitioners of Dental Implantology. His practice is limited exclusively to Dental Implant Surgery and Advanced Prosthodontics. A master Implantologist, backed by a fully qualified and certified Implant Surgical Team (The Ultimate Implant Team), Dr. Leigh has performed both the implant surgery and prosthetic phases for thousands of implant cases.

Dr. Leigh is the Founder and Director of the Implant Smile Center; a state-of-the-art surgical and teaching facility for the practice of Implant Dentistry. Dr. Leigh is also the Founder of the Rocky Mountain Implant Study Group, for the advancement and practice of Implant Dentistry. Learn first hand from the Dentist who has created a multi-million dollar Dental Implant practice in a small town of 5,000 people.

EDUCATION:

- 2004 Graduate, MAP Implant Institute, Advanced Bone Grafting, Dr. Michael A. Pikos, Tampa, Florida.
- 1997 Graduate M.C.G./A.A.I.D. Maxi-Course in Implant Dentistry. Medical College of Georgia School of Dentistry & American Academy of Implant Dentistry, Augusta, Georgia. Co-Directors: Dr. Edward Mills, Dr. Thomas R. Dirksen.
- 1986 Graduate Midwest Implant Institute, Columbus, Ohio. Director: Dr. Alfred "Duke" Heller.
- 1975 Graduated with D.D.S. Degree (Doctor of Dental Surgery). University of Western Ontario, London, Ontario.
- 1969-70 Graduate Courses in Physiology towards a Masters Degree in Neurophysiology. University of Western Ontario, London, Ontario.
- 1969 Graduated with Honours Bachelor of Science Degree in Chemistry from the University of Guelph, Guelph, Ontario.

PROFESSIONAL MEMBERSHIPS, ASSOCIATIONS AND FELLOWSHIPS:

Dr. Leigh is a Diplomate of the American Board of Oral Implantology / Implant Dentistry, a Fellow of the American Academy of Implant Dentistry, and a Diplomate of the International Congress of Oral Implantologists. He is President of the A.A.I.D. Study Club/Mentor 2 Program (Alberta), and a member of the following associations: The Canadian Dental Association; The Alberta Dental Association & College; The Canadian Society of Oral Implantology; The American Society of Osseointegration; The American College of Oral Implantology; and The A.A.I.D. Speaker's Guild.

He is presently a member of the Dental Surgery Department in the Westlock Health Care Centre.

Dr. Leigh currently lectures and teaches Dentists and other dental professionals, from throughout North America, in the latest techniques of Implant Surgery and Prosthetics, at his **Implant Smile Center Teaching Facility** in Northern Alberta, Canada.

IMPLANT SMILES™ MADE SIMPLE

(DENT 1)

DENTAL IMPLANTS FOR DENTURISTS

FEATURING LIVE SURGERY and PROSTHETICS

Friday, DAY 1 9:00am to 5:00 pm

Lecture/Discussion – Live Surgery

LECTURE/DISCUSSION (Group B: AM) (Group A: PM)

Formal slideshow presentation and discussion on implant history and bone classifications, focusing on implant overdentures.

Consultation appointment; case acceptance.

Medical/legal documentation and marketing.

The Consultation – capturing the patient.

Hygiene aids and the importance of follow-up care.

LIVE SURGERY (Over the Shoulder) (Group A: AM) (Group B: PM)

Gown-in with surgical attire to observe Dr. Leigh place either 2 implants for future ball attachments, or 4 implants for Bar-Overdenture.

View the surgical set-up.

Experience the care your patients will receive from the Staff at the Implant Smile Center.

Observe and learn the principles of implant placement and why, sometimes, 2 Ball implants are contraindicated.

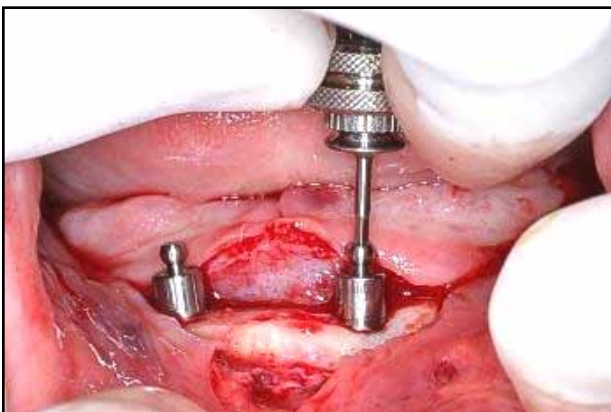
Learn the indications for the placement of small diameter implants (3.0mm), especially when financial considerations are a concern.

DISCUSSION: Demonstrated with PowerPoint Slideshow and Digital Photos.

Discuss various cases and their indications.

Examination of cases brought by Denturists for a 'round table discussion'.

Rationale behind treatment planning.



Saturday, DAY 2 9:00am TO 3:00pm

Live Prosthetics – Lecture/Discussion

LIVE PROSTHETICS

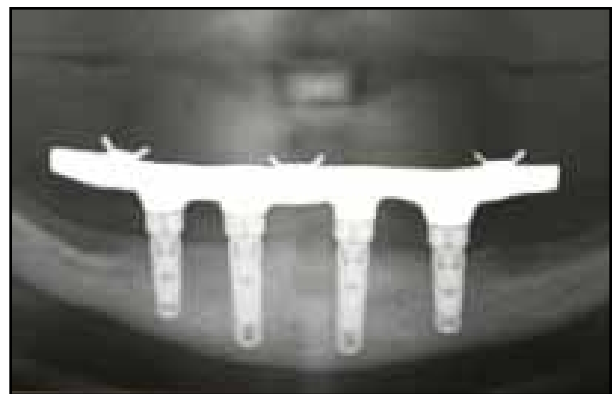
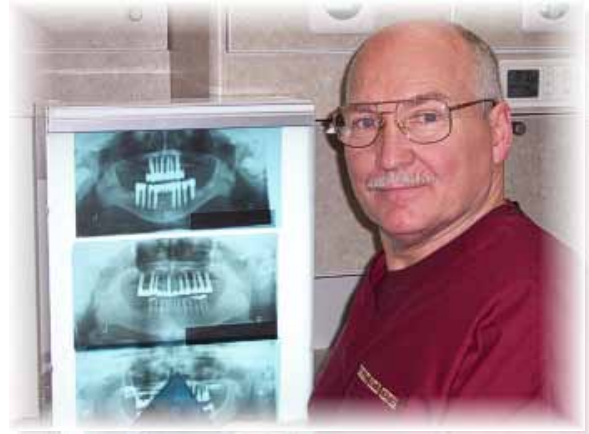
Participate in a mock Consultation.
 Learn impression techniques for Ball Abutments.
 Learn impression techniques for Bar Overdentures.
 Bar try-in procedure for passive fit.
 Examine Clip reline procedures.
 How to replace CAP liners for Ball Attachments

DISCUSSION / LECUTRE

Indications for the use of Locator Abutments.
 Small diameter implant indications.
 Selection of component parts.
 Working with component parts.

HANDS ON WORKSHOP

Apply the prosthetics skills and component parts selection, learned in the morning, on an implant model under supervised guidance (if live patients are not available), or if you would like the additional hands-on supervision.



Dental Implants ... something
 to smile about.

DENTAL IMPLANTS: A DENTURIST'S PERSPECTIVE (DENT 1)

A blend of a live surgery, lecture format and hands-on experience; this course is designed for the Denturist to have a complete overview of Dental Implants as applied to their practice. The 12 hour continuing education credit hours will give you the confidence to offer dental implants as a treatment alternative to your edentulous or partially edentulous patients.

Dental Implant treatment is a team approach and, as such, our course is designed for you to bring your front desk staff.

Time has been allotted for a 'round table' discussion on any cases you wish to discuss, so bring your photos, models and/or radiographs.

Upon completion of this course, participants should be able to:

- Describe classification of bone availability and the treatment alternatives for various bone densities.
- Understand the use of various implants and their indications.
- Close more cases with patient treatment acceptance.
- Maintain proper documentation for medical/legal purposes.
- Confidently offer dental implants as a treatment modality.
- Be able to offer a less expensive treatment alternative with the use of small diameter implants.
- Appreciate the surgical experience (the patient's perspective).
- Understand when 2 implant Bell Overdentures are not sufficient engineering.
- Understand the importance of hygiene and follow-up care.
- Apply techniques learned for impression techniques for Ball Abutments or Bar Overdentures.
- Apply the use of Locator Abutments when vertical dimension is a concern.
- Confidently replace clips or caps.
- Apply techniques learned to deliver, with confidence, a final definitive implant prosthesis.
- Confidently speak to Dental Implant Company representatives to secure your own component parts.
- Have a strong foundation to expand your practice with the benefits and advantages of Implantology.
- Recognize the associations, text books, periodicals and reference materials available to provide your patients with the DIAMOND STANDARD in care.

TESTIMONIALS: "Of the five Implant Courses I've attended, this is NUMBER 1. You scored 100%. You guys are a full Team and it shows; very professional. Thank you very much. Great job." **Keith Nelson**, Nelson Denture Clinic, Fort McMurray, Alberta.

"An excellent, well planned implant course. Very impressive presentations and live implant surgery demonstration cases. I also liked the knowledgeable, well informed, and friendly staff."

Shafik Saad, Jasper Place Denture Clinic, Edmonton, Alberta.

